

London Borough of Hackney Pension Fund

Funding and risk report as at 31 March 2019

Reliances and limitations

This report was commissioned by and is addressed to the London Borough of Hackney in their capacity as the Administering Authority and is provided to assist in monitoring certain funding and investment metrics. It should not be used for any other purpose. It should not be released or otherwise disclosed to any third party except as required by law or with our prior written consent, in which case it should be released in its entirety. **Decisions should not be taken based on the information herein without written advice from your consultant.** Neither I nor Hymans Robertson LLP accept any liability to any other party unless we have expressly accepted such liability in writing.

The method and assumptions used to calculate the updated funding position are consistent with those disclosed in the documents associated with the last formal actuarial valuation, although the financial assumptions have been updated to reflect known changes in market conditions. The calculations contain approximations and the accuracy of this type of funding update declines with time from the valuation; differences between the position shown in this report and the position which a new valuation would show can be significant. It is not possible to assess its accuracy without carrying out a full actuarial valuation. This update complies with Technical Actuarial Standard 100.

	31 March 2019	Ongoing funding basis
Assets		£1,515m
Liabilities		£1,981m
Surplus/(deficit)		(£466m)
Funding level		76.5%

Summary

This funding update is provided to illustrate the estimated development of the funding position from 31 March 2016 to 31 March 2019, for the London Borough of Hackney Pension Fund ("the Fund"). It is addressed to the London Borough of Hackney in its capacity as the Administering Authority of the Fund and has been prepared in my capacity as your actuarial adviser.

At the last formal valuation the Fund assets were £1,172m and the liabilities were £1,522m. This represents a deficit of £350m and equates to a funding level of 77%. Since the valuation the funding level has decreased by c0.5% to 76.5% as detailed in the table above.

This report has been produced exclusively for the Administering Authority. This report must not be copied to any third party without our prior written consent.

Should you have any queries please contact me.
Geoff Nathan FFA

London Borough of Hackney Pension Fund | Strategy and Risk Management dashboard

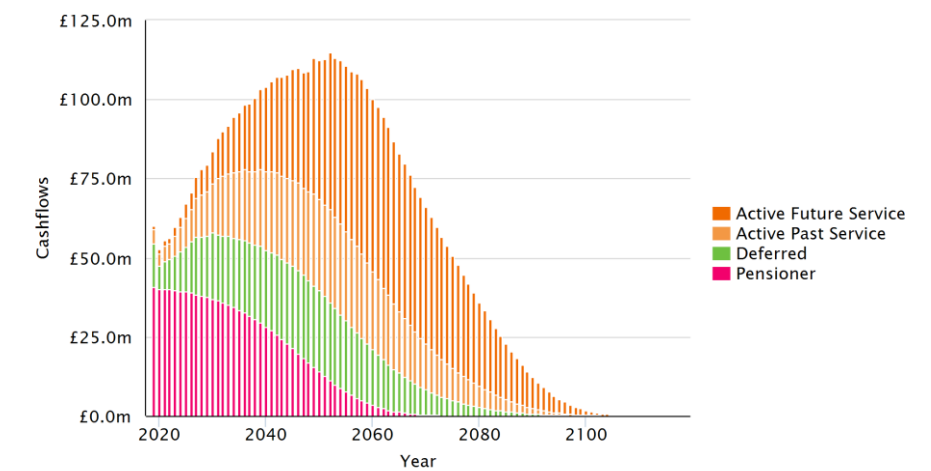
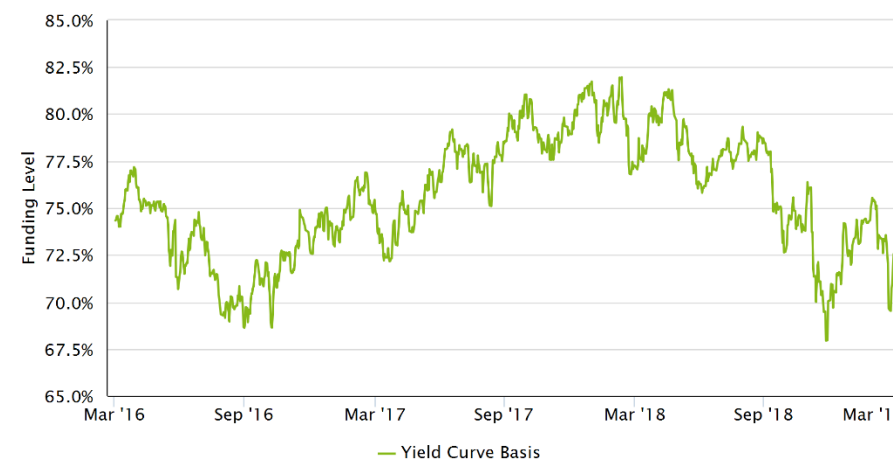
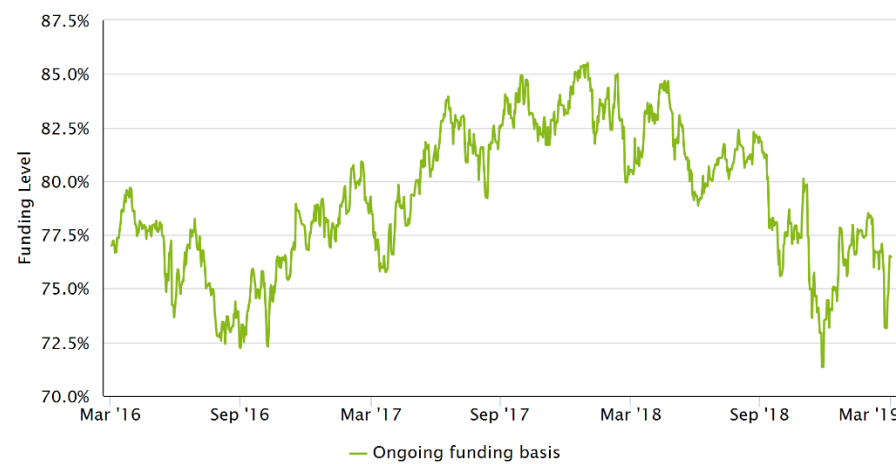
CURRENT POSITION

31 March 2019	Yield Curve Basis
Assets	£1,515m
Liabilities	£2,091m
Surplus/(deficit)	(£576m)
Funding level	72.4%

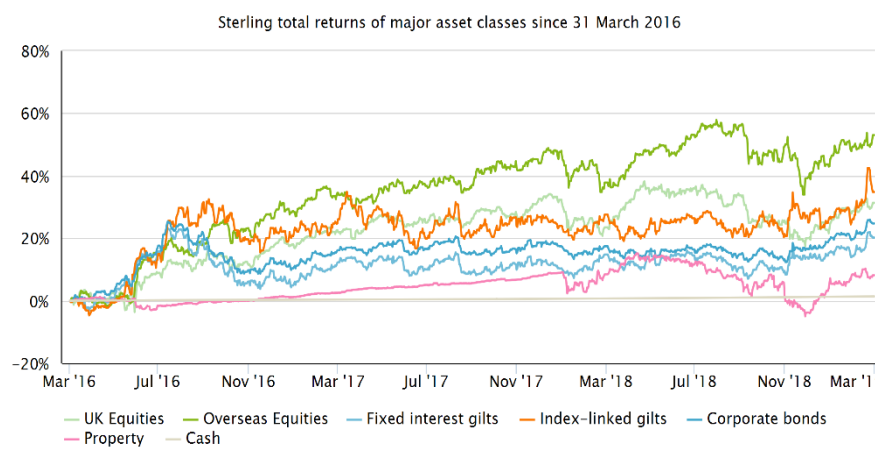
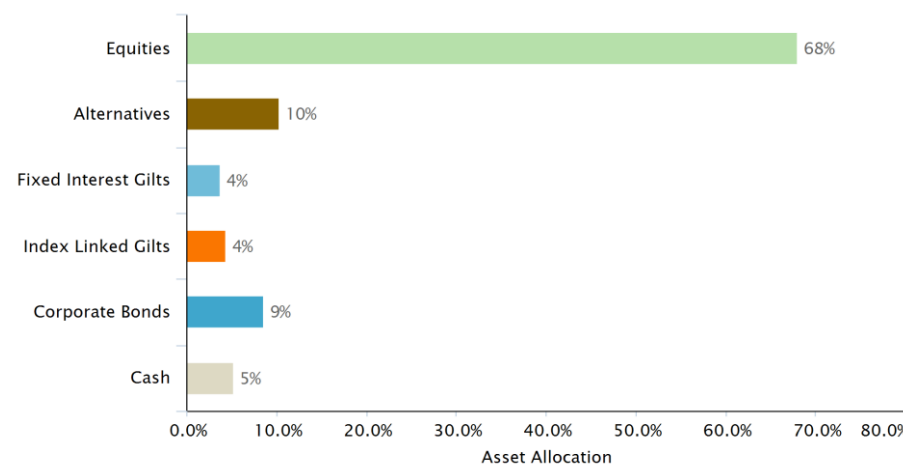
Surplus/(deficit)	£m
Surplus/(deficit) as at 31/03/2016	(405)
Contributions (less benefits accruing)	38
Interest on surplus/(deficit)	(28)
Excess return on assets	183
Impact of change in yields & inflation	(364)
Surplus/(deficit) as at 31/03/2019	(576)

	31 March 2016	31 December 2018	31 March 2019
Market Yields (p.a)			
Fixed Interest Gilts	2.17%	1.76%	1.48%
Index-linked Gilts	-0.96%	-1.54%	-1.81%
Implied Inflation	3.16%	3.35%	3.35%
AA Corporate Bonds	3.36%	2.76%	2.36%
Price Indices			
FTSE All Share	3,395	3,675	3,978
FTSE 100	6,175	6,728	7,279

PROGRESS



ASSETS AND RISKS



Sensitivity Matrix as at 31 March 2019 for Ongoing funding basis (£m)

Shift in bond yields (% p.a.)	Shift in equity level (using FTSE 100 levels as proxy)						
	5,095 -30%	5,823 -20%	6,551 -10%	7,279	8,007 +10%	8,735 +20%	9,463 +30%
+0.6	(640)	(522)	(403)	(284)	(166)	(47)	71
+0.4	(697)	(579)	(460)	(341)	(223)	(104)	14
+0.2	(758)	(639)	(520)	(402)	(283)	(165)	(46)
0.0	(822)	(703)	(585)	(466)	(348)	(229)	(110)
-0.2	(890)	(772)	(653)	(535)	(416)	(297)	(179)
-0.4	(963)	(845)	(726)	(607)	(489)	(370)	(252)
-0.6	(1,041)	(922)	(804)	(685)	(566)	(448)	(329)

Legend: less than 50%, 50% - 85%, 85% - 95%, 95% - 100%, 100% - 105%, 105% - 115%, greater than 115%

	London Borough of Hackney Pension Fund
	March 2019